



TRAINING OVERVIEW



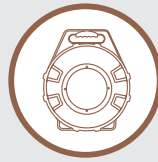

Southwire Company, LLC offers state-of-the-art training based out of the Thorn Center in Carrollton, GA and our Garvin Service Center in Santa Fe Springs, CA. Southwire Solutions University (SSU) provides digital and hands-on product training for electrical contractors, distributors, apprenticeships, and more. Students who attend our classes will learn best practices for a safe and productive installation by utilizing Southwire's innovative wire, tools, components and assembled product solutions. From offering online learning experiences for distance learning, to providing apprenticeships with equipment and wire for a hands-on learning experience, as well as helping update training materials with the most up-to-date industry information, we are committed to investing in the next generation of electrical workers.



INTRODUCTION TO SOUTHWIRE SIMpull® SOLUTIONS INNOVATIONS

Included in this course:

- An introduction to Southwire's labor savings solutions
- A brief overview of Branch Circuit and Feeder solutions
- A brief overview of Southwire's calculators



BRANCH CIRCUIT SOLUTIONS

Included in this course:

- Explore how to plan for a productive branch circuit installation:
 - Preplanning conduit runs and faster methods of installing branch circuit raceways
 - Incorporating branch circuit into prefab planning
 - Improving productivity by incorporating consistent layout of home runs
 - Identification and use the proper tools and equipment
 - Best practices for reel set-up and branch wire-pullers



FEEDER SOLUTIONS

Included in this course:

- Explore how to plan for a successful feeder installation:
 - Identifying feeders that can be stacked to minimize the amount of reels
 - Incorporating feeder pulls into prefab planning
 - Preplanning feeders by utilizing the pull calculator
 - Improving safety and productivity by determining the proper tools
 - Best practices for reel set-up and pulling equipment





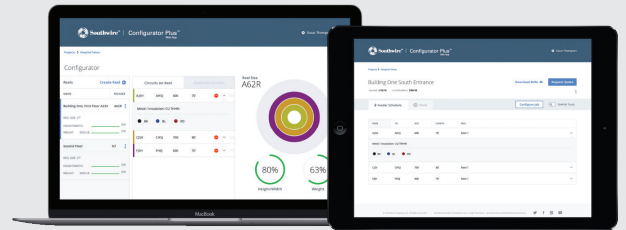
TRAINING OVERVIEW



CONFIGURATOR PLUS™ WEB APP

Included in this course:

- Learn how the Configurator Plus™ Web App will help you save time and money
 - Helping reduce the number of reels on a jobsite
 - Stacking and paralleling of feeder cable
 - Setting up reels to be labeled and eliminating the handling multiple times
 - Identifying and labeling circuits on the reels to be better organized on site
 - Reducing amount of set ups needed by having multiple pulls on a single reel



SIMpull® CABLE PULL CALCULATOR

Included in this course:

- Learn how the SIMpull® Cable Pull Calculator allows you to plan a cable pull in advance
 - Calculate sidewall pressure and pulling tension
 - Determine the best cable raceway before installing pipe
 - Determine the best feeding and pulling location
 - Determine which equipment is best for the job
 - Help ensure the cable pull will be safe and not cause damage

