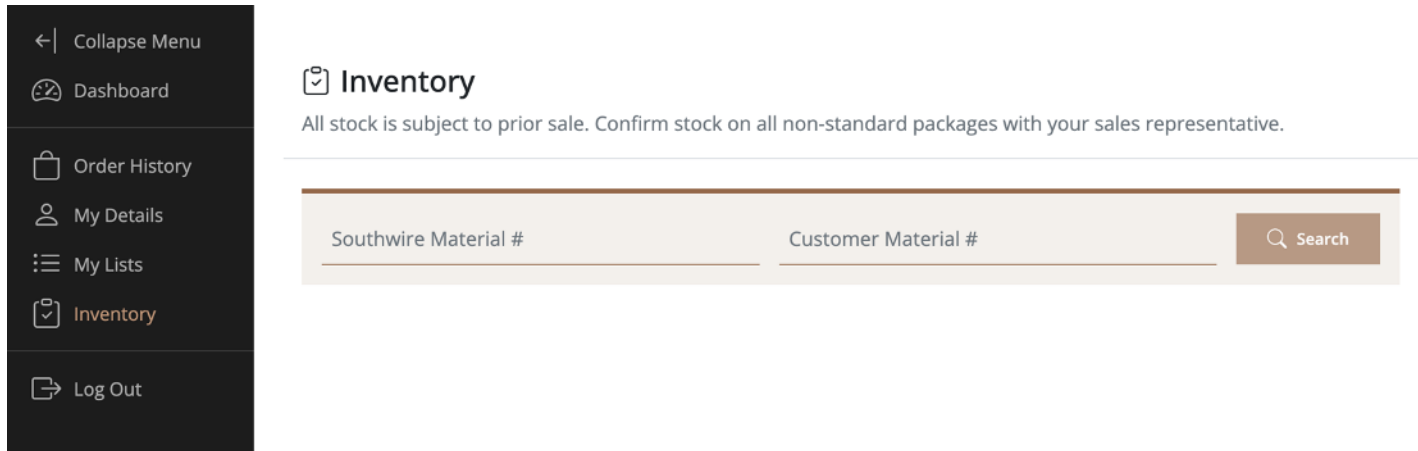


How to Look Up Inventory

We have put the power to look up if we have inventory in your hands! In moments, you will know if a product is in stock or not.

1. Go to Inventory on the left side of the screen and click it to open a page like the below.



The screenshot shows a dark navigation sidebar on the left with the following items: Collapse Menu, Dashboard, Order History, My Details, My Lists, Inventory (highlighted), and Log Out. The main content area is titled 'Inventory' and includes a note: 'All stock is subject to prior sale. Confirm stock on all non-standard packages with your sales representative.' Below this is a search bar with two input fields: 'Southwire Material #' and 'Customer Material #', and a 'Search' button.


2. Using either the Southwire or Customer material number, enter the number and press Search. The Customer Hub will either display In Stock or Out of Stock to indicate Southwire's inventory levels.

Inventory

All stock is subject to prior sale. Confirm stock on all non-standard packages with your sales representative.




A search bar with two input fields: 'Southwire Material #' and 'Customer Material #', and a 'Search' button.

DESCRIPTION	INVENTORY	PACKAGING
 600MCM Ratcheting Cable Cutter Southwire #: 59556240 Model #: CCPR400S	In Stock	1 EA

All stock is subject to prior sale. Confirm stock on all non-standard packages with your sales representative.



A search bar with '58233401' entered in the 'Southwire Material #' field, and the 'Customer Material #' field is empty. The 'Search' button is visible.

 Inventory not found at this time. Please contact your sales rep to discuss alternate options or potential production options that may fill your need.